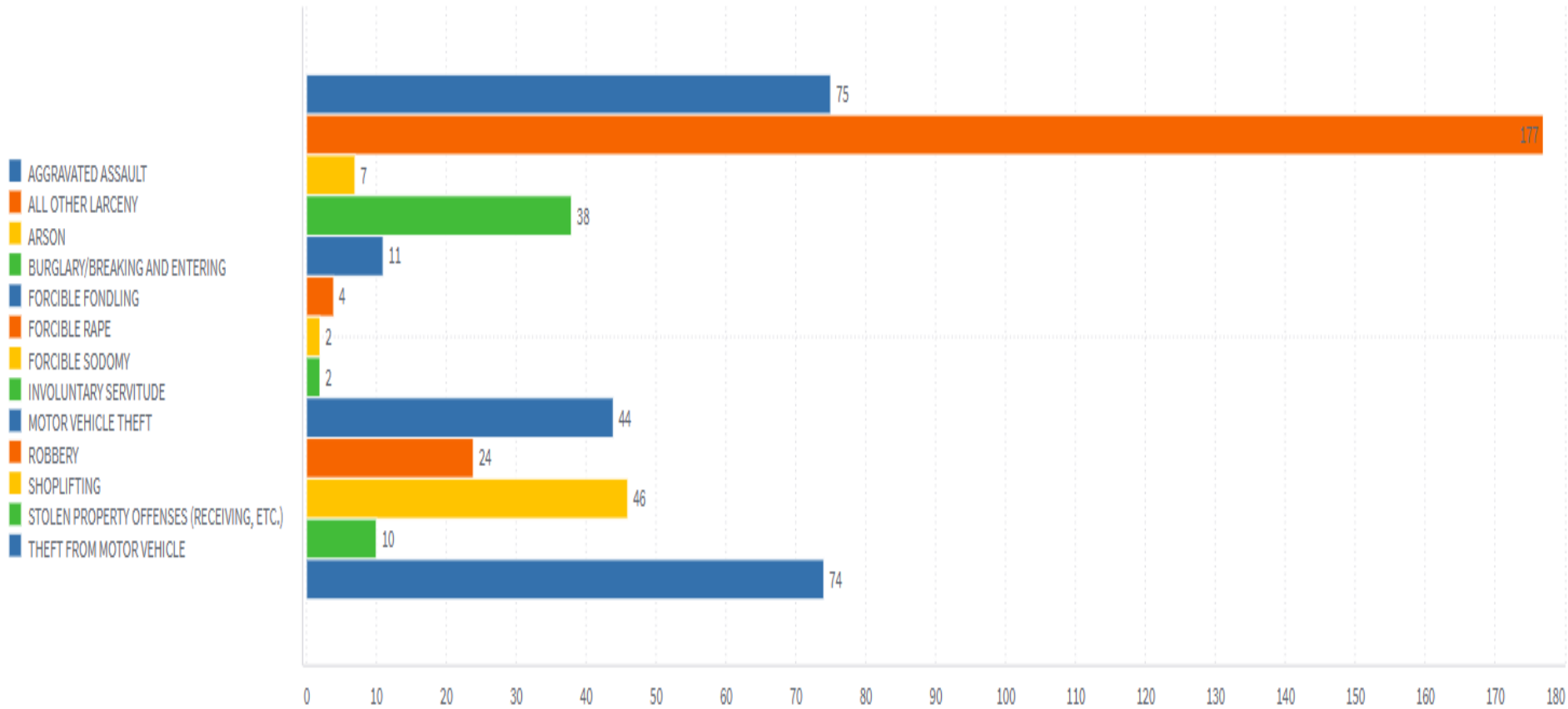




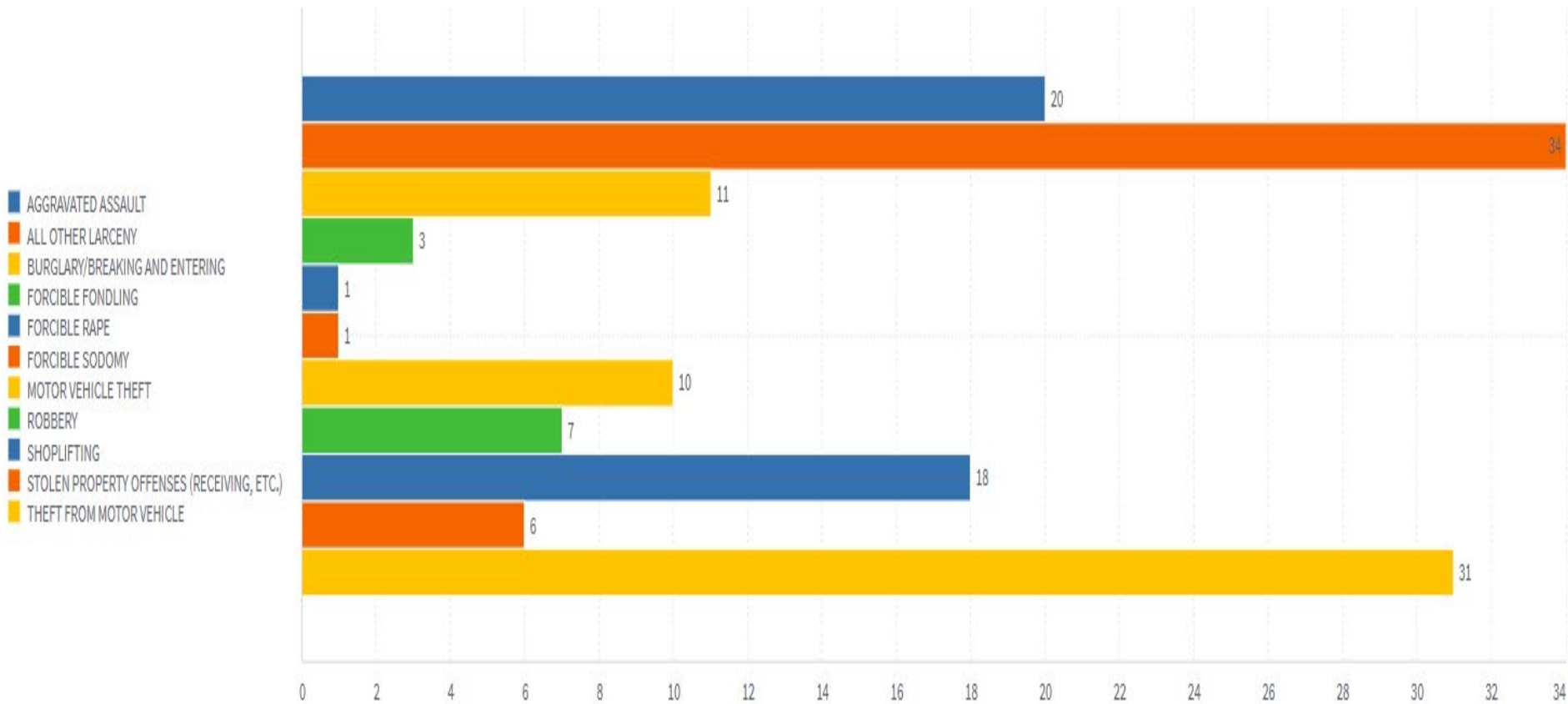
All Sectors



March 2026 Number of Part One Crimes



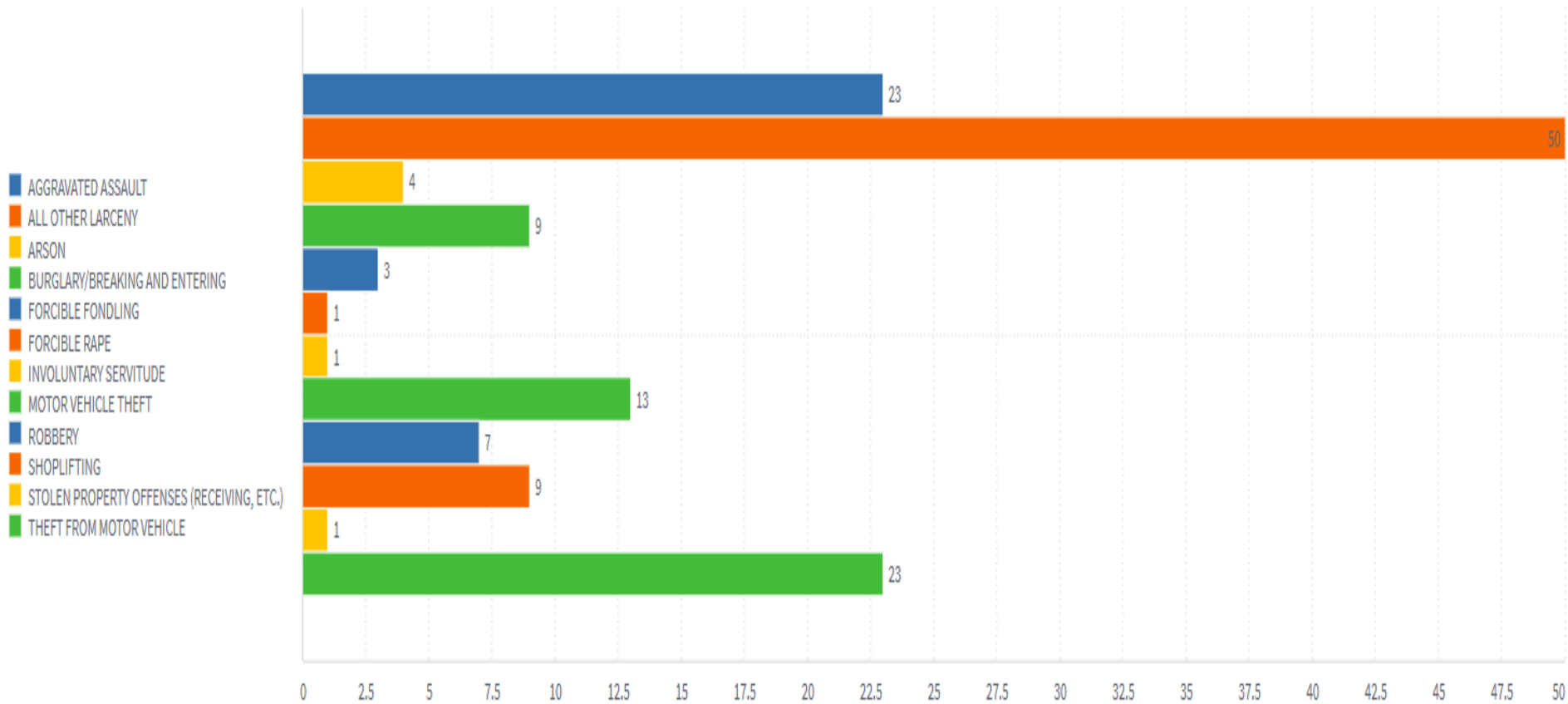
Sector 1



March 2026 Number of Part One Crimes



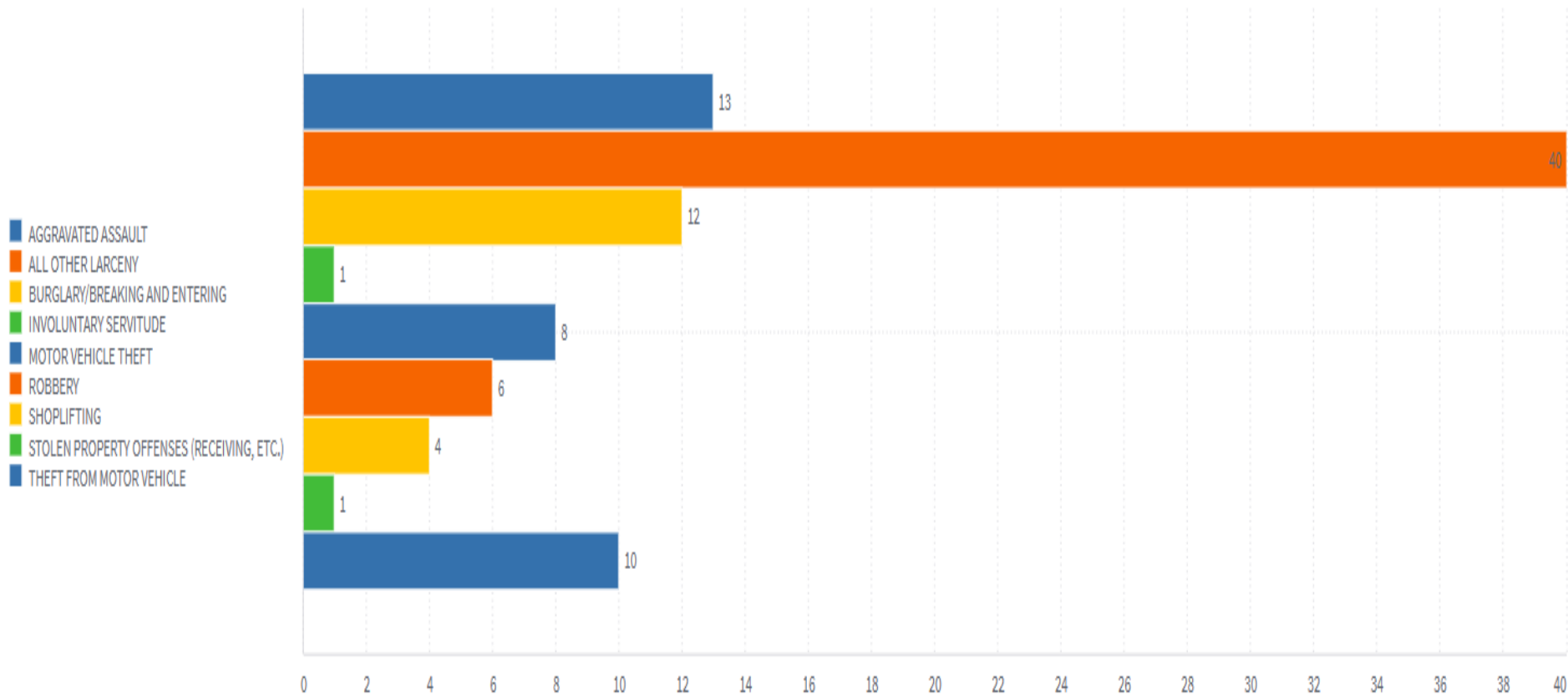
Sector 2



March 2026 Number of Part One Crimes



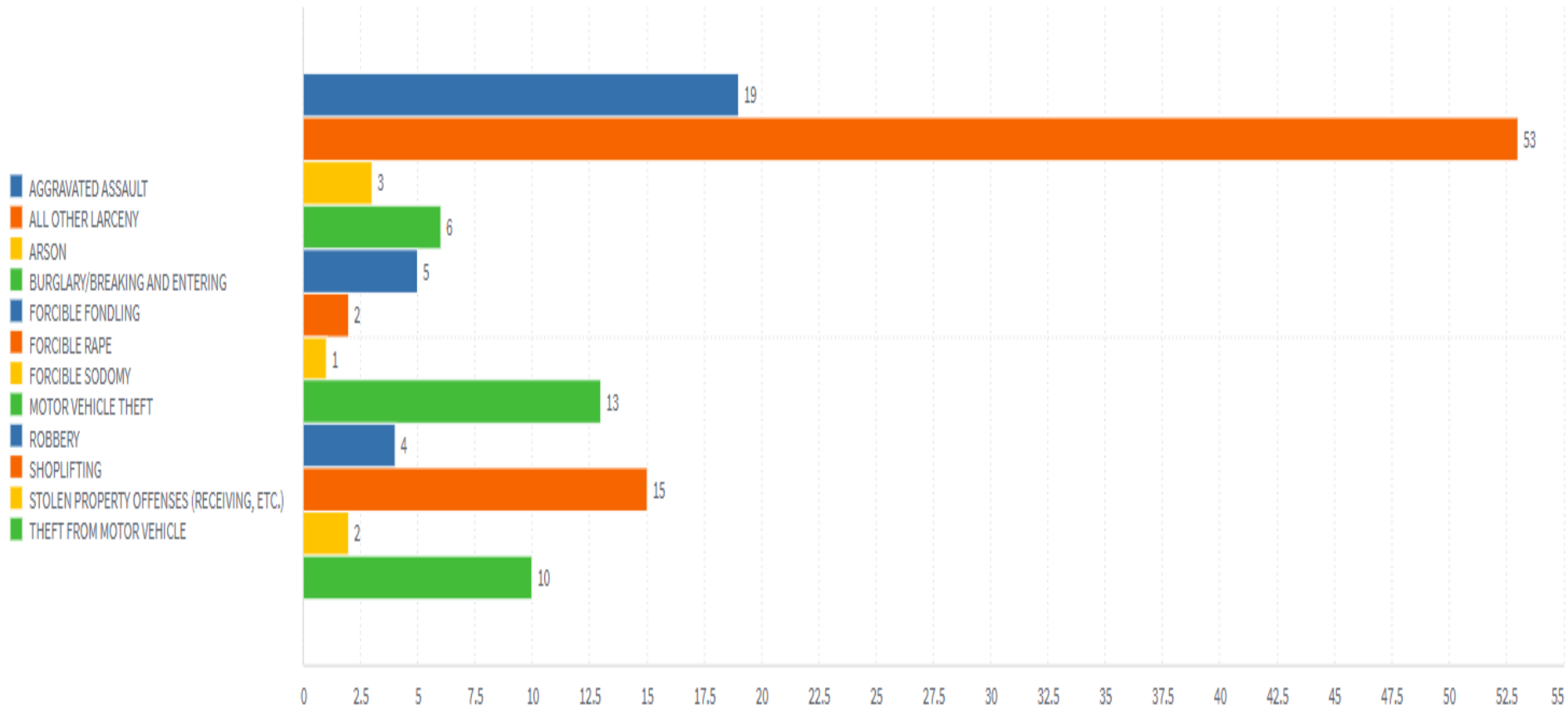
Sector 3



March 2026 Number of Part One Crimes



Sector 4



March 2026 Number of Part One Crimes



2022 – 2025 NIBRS Comparison Chart

Clayton County Police Department

Clayton County population: 299,394

FBI UCR SUBMISSIONS: 2022 - 2025					When Crime is Up	When Crime is Down	
COMPARATIVE ANALYSIS AND STATISTICS					2024 VS 2025 Comparison		
NUMBERS HAVE BEEN UPDATED AS OF: 12/31/2025	2022	2023	2024	Rate of Change: 2023 vs 2024	2024	2025	Rate of Change: 2024 vs 2025
	NIBRS	NIBRS	NIBRS		NIBRS	NIBRS	
CALL FOR SERVICE:	212,791	204,824	211,408	3.21%	211,408	207,002	-2.08%
CRIMES AGAINST PERSONS:	1,634	1,461	1,357	-7.11%	1,357	1,351	-0.44%
CRIMES AGAINST PROPERTY:	7,258	8,564	6,665	-22.17%	6,665	5,280	-20.78%
Murder & Non-Neglect Manslaughter	Incidents- 52 Victims- 54	Incidents- 37 Victims- 37	Incidents- 20 Victims- 20	Incidents- -45.94% Victims- -45.94%	Incidents- 20 Victims- 20	Incidents- 29 Victims- 30	Incidents- -45% Victims- -50%
Aggravated Assault	1,246	1,161	1,071	-7.75%	1,071	1,098	2.52%
Arson	32	49	28	-42.85%	28	31	10.71%
Burglary	717	920	707	-23.15%	707	508	-28.14%
Rape	331	266	279	4.88%	279	241	-13.62%
Involuntary Servitude	3	4	6	50%	6	7	16.66%
Motor Vehicle Theft	1200	1,658	1,264	-23.76%	1,264	853	-32.51%
Robbery	272	288	284	-1.34%	284	234	-17.6%
Theft	3,391	3,787	3,057	-19.27%	3,057	2,750	-10.04%
Theft from Motor Vehicle	1,916	1,976	1,414	-28.44%	1,414	1,032	-27.01%
Total Part One Case Numbers:	9,162	9,903	7,926	-19.97%	7,926	6,519	-17.75%
Officer Inv. Shootings	2	2	2	0%	2	0	-100%

APPENDIX A

CRIME DATA

2022-2025

Part One Crimes 2024 - 2025



The figures included in this report are preliminary figures for general situational awareness and trend purposes only. They do not represent the official figures of the Clayton County Police Department. And are subject to further analysis and revision. Due to the statute-driven changing nature of crime classification and area boundaries over time, be advised that the figures contained may not fully coincide with CCPD statistical sources. Differences are reflective of the departmental procedures or policies that were in place at the time the events occurred and the data was compiled. Data may be approximate in relation to indicated areas. Every reasonable effort has been made to verify the accuracy of the data, however, accuracy is subject to the constraints of the report generation process and the manner, format, and point in time of any query.



2025 VS. 2026



Clayton County Police NIBRS <u>Violent Crimes</u>	01/01/2025 – 04/01/2025	01/01/2026- 04/01/2026	% Change Green- Decrease Red- Increase
Murder Incidents	4	2	-50%
Murder Victims	5	2	-60%
Rape	45	56	24.4%
Aggravated Assaults	236	250	5.93%
Involuntary Servitude	2	2	0
	Total Case Numbers- 288	Total Case Numbers- 310	7.63%
<u>Property Crimes</u>			
Burglary	118	119	0.84%
Theft	606	666	9.9%
MV Thefts	254	180	-29.13%
Theft from Motor Vehicle	284	228	-19.71%
Robbery	51	58	13.72%
Arson	6	10	66.66%
	Total Case Numbers- 1,301	Total Case Numbers- 1,224	-5.91%

NIBRS Reporting Part One Crimes